



PDHonline Course C384 (3 PDH)

Airport Sign Systems Standards

Instructor: Vincent D. Reynolds, MBA, PE

2020

PDH Online | PDH Center

5272 Meadow Estates Drive
Fairfax, VA 22030-6658
Phone: 703-988-0088
www.PDHonline.com

An Approved Continuing Education Provider

Airport Sign Systems Standards

Vincent D. Reynolds, M.B.A., P.E.

Quiz Questions

1. Which of the following are used to identify the location of the boundary of the Runway Safety Area (RSA)?
 - a. Location Signs
 - b. Runway Distance Remaining Signs
 - c. Boundary Signs
 - d. Direction Signs
2. Unless otherwise stated, signs are always placed on the left side of the taxiway as seen by the pilot of the approaching aircraft.
 - a. True
 - b. False
3. Which of the following should be used as the perpendicular distance from the defined taxiway edge to the near side of the sign using installed height of 36 inches?
 - a. 10 feet
 - b. 22 feet
 - c. 36 feet
 - d. 60 feet
4. When, double-faced runway distance signs are placed only on one side of the runway, they should be placed on the left side of the runway as viewed from the most often used direction.
 - a. True
 - b. False
5. Which of the following is a common abbreviation used to indicate areas set aside for military aircraft?
 - a. USM
 - b. ML
 - c. MIL
 - d. INT
6. Joe Engineer, P.E works with a firm that is designing new runways and taxiways for a major regional airport. There are several new taxiways at the airport with numerous stub exits. It is suggested that a certain short taxiway be labeled "I0." Joe Engineer says this combination of letters and numbers is not used to label taxiways and he is correct?
 - a. True
 - b. False


7. Taxiways are often designated by reference such as “inner,” “outer,” and “parallel.”
 - a. True
 - b. False
8. Signs located on the airfield that are solely intended for vehicle operators should conform to the categorical color codes established by the Manual on Uniform Traffic Control Devices (MUTCD).
 - a. True
 - b. False
9. The sign system is designed so signs are illuminated at all times when the runway edge lights are illuminated.
 - a. True
 - b. False
10. The sign below identifies a runway location.




- a. True
 - b. False
11. Signs may be located on the right side of the taxiway when necessary such as in the case of terrain or conflicts with other objects.
 - a. True
 - b. False

12. Which of the following is used to identify the holding position for CAT II/III operations?

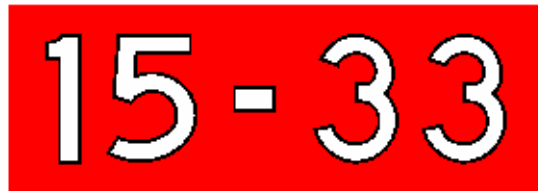
A-A.



B-B.



C-C.



D-D.



- a. A-A
- b. B-B
- c. C-C
- d. D-D

13. What do the following sign indicate, as seen along the runway by a pilot landing a Cessna 172-RG aircraft?



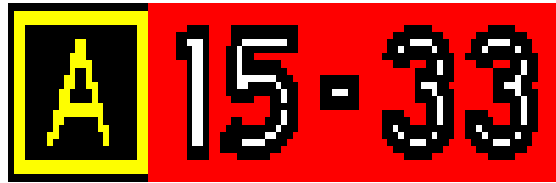
- a. 3,000 feet of runway distance remaining
- b. 300 feet of runway distance remaining
- c. Runway 3
- d. Approaching Runway 3

14. In which the following scenarios would the following sign most likely be seen?



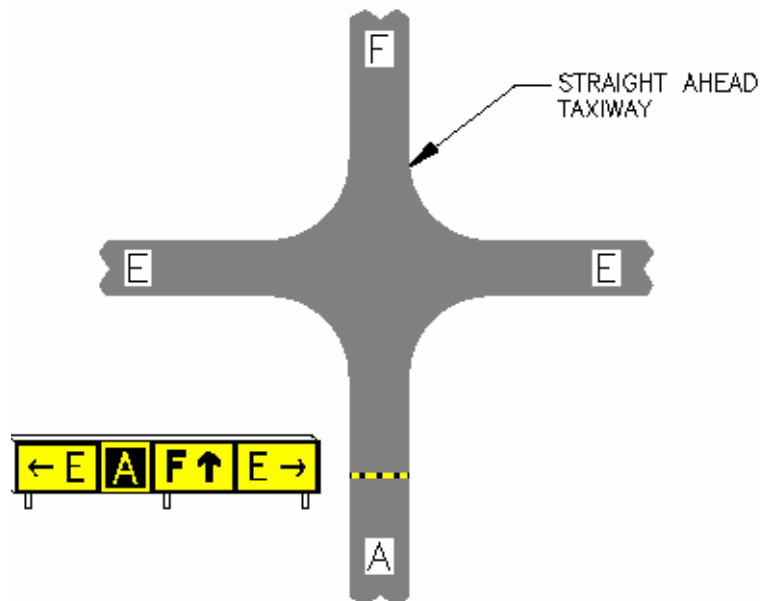
- a. One – Half distance remaining as a pilot is taking off on a 10,000 feet unpaved runway.
- b. One – Half distance remaining as a pilot is taking off a 2500 feet unpaved runway.
- c. One – Half distance remaining as a pilot is landing on a 2500 feet unpaved runway.
- d. One – Half distance remaining as a pilot is landing on a 10,000 feet unpaved runway.

15. Which of the following statements best describes what the sign shown below indicates?



- a. Aircraft is holding on taxiway A for Runway 15-33.
- b. Aircraft is traveling along runway 33 towards Taxiway A
- c. Aircraft should hold on runway 15 before turning to Taxiway A
- d. All of the above

16. A taxiway ending sign should not be used in the illustration below indicating the end of Taxiway A and the beginning of Taxiway F.



c. DESIGNATION OF STRAIGHT AHEAD
TAXIWAY HAS CHANGED


- a. True
- b. False

17. Which of the following best describes the sign shown below?



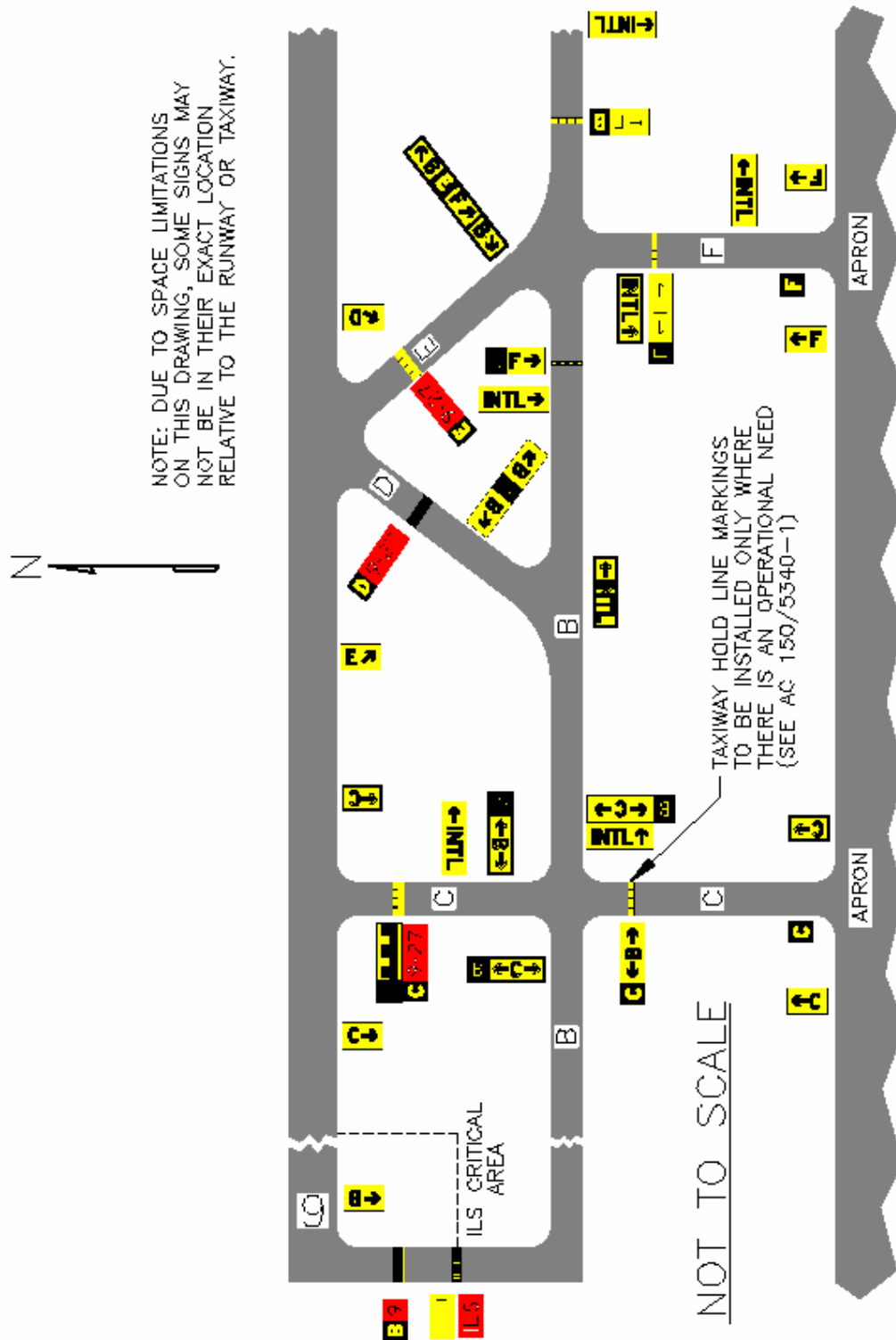
- a. Destination Sign
- b. Runway Exit Sign
- c. Direction Sign
- d. Location Sign

18. This sign is a destination sign that indicates the direction to Taxiway E for aircraft holding on Taxiway A.



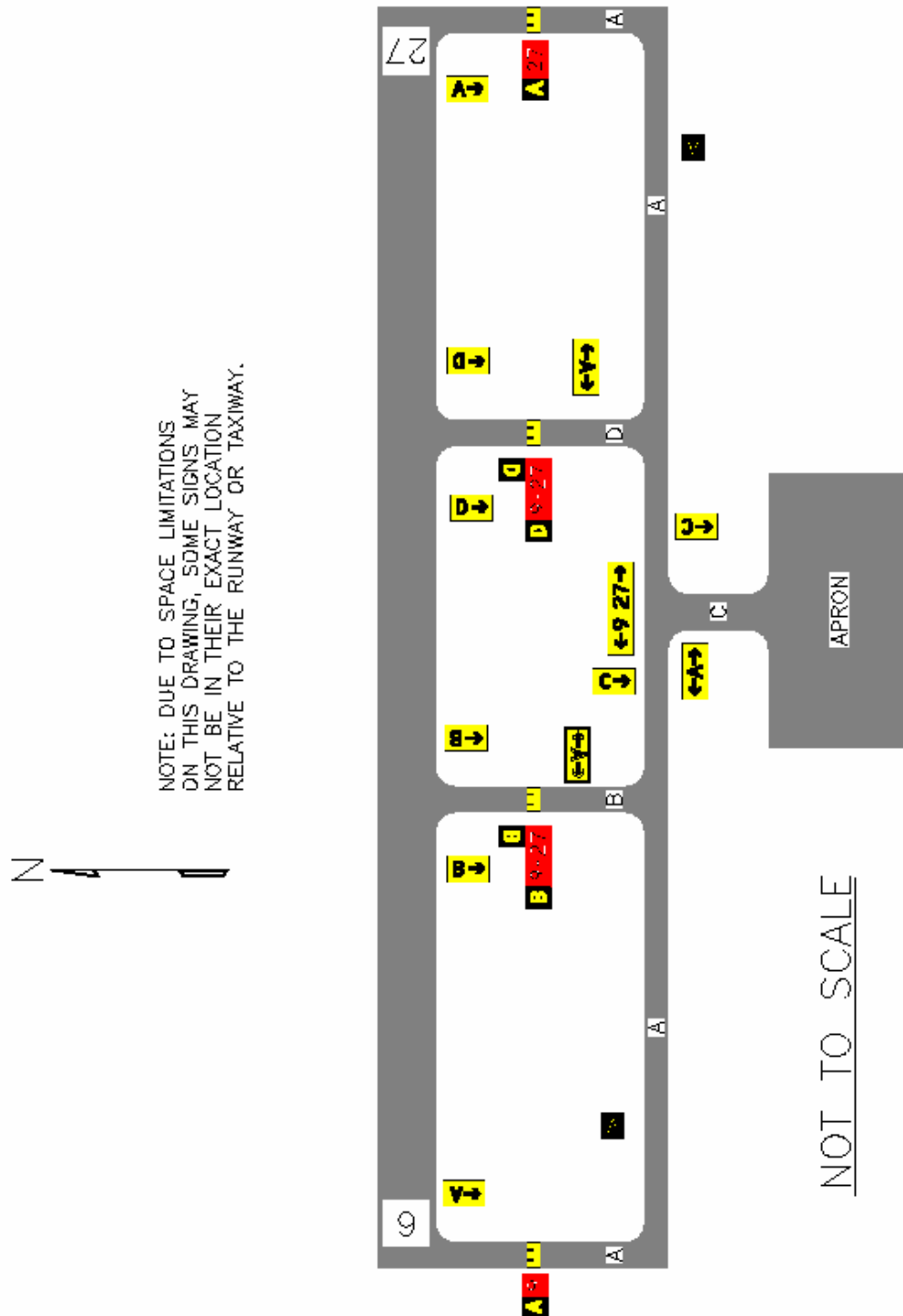
- a. True
- b. False

19. Given the drawing below, which of the following best describes the location of the international terminal?



- West of Taxiway C and North of Taxiway B
- West of Taxiway F and South of Taxiway B
- South of Taxiway B and East of Taxiway F
- South of Runway 9 and North of Taxiway B

20. An aircraft approaches the airport from the east and lands on runway 27 as shown in the figure below. In which direction should the aircraft initially turn to in order to reach the apron?



- a. To the Right
- b. To the Left
- c. To the North
- d. To the East